

Configurations for iPads

For Technology Coordinators

2020–2021

Published August 21, 2020

Prepared by Cambium Assessment, Inc.



Configurations for iPads

Configurations for iPads	1
Configurations for iPads.....	3
How to Configure iPads for Online Testing	3
About Assessment Mode	3
About Mobile Device Management (MDM) Software	3
How to Disable Voice Control	3
How to Disable VoiceOver	5
How to Disable the Emoji Keyboard.....	8
How to Configure Networks for Online Testing	9
Resources to Add to your Allowlist for Online Testing	9
URLs for Non-Testing Sites to Add to your Allowlist.....	9
URLs for TA and Student Testing Sites to Add to your Allowlist.....	9
URLs for Online Dictionary and Thesaurus to Add to your Allowlist	10
Ports and Protocols Required for Online Testing.....	10
How to Configure Filtering Systems.....	10
How to Configure for Domain Name Resolution	10

Configurations for iPads

This document contains configurations for your network and iPads.

How to Configure iPads for Online Testing

This section contains configurations for iPads.

About Assessment Mode

A feature in iOS/iPadOS called Assessment Mode (AM) (formerly known as Automatic Assessment Configuration (AAC)) works with CAI's Secure Browser to lock down an iPad for online testing. Users in the field need to do nothing to set up AM. Once the Secure Browser is launched on an iPad, AM kicks in automatically.

For more information about AM, including a list of features it disables, please visit <https://support.apple.com/en-us/HT204775>.

In addition to AM disabling features listed at the URL above, there are a few additional features in iOS/iPadOS that must be disabled prior to the administration of online testing. These features, which are listed below, should not be available to students without an accommodation and AM does not currently block them.

About Mobile Device Management (MDM) Software

Some configurations listed below may be possible through third-party mobile device management (MDM) software. If you use MDM software and your MDM software is capable of these configurations, you are welcome to use it to configure iPads that will be used to administer online testing. For more information, please consult the documentation for your specific MDM software.

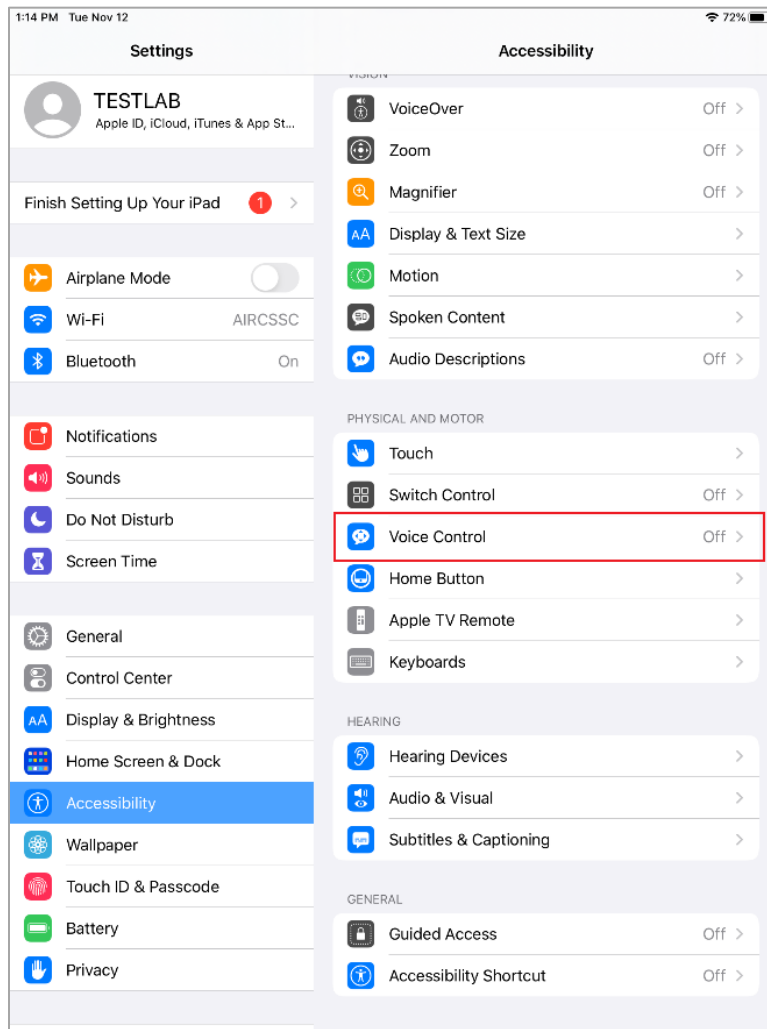
How to Disable Voice Control

iPads have access to a feature called Voice Control that is not automatically disabled by Assessment Mode (AM) (formerly known as Automatic Assessment Configuration (AAC)). Voice Control allows iPad users to control an iPad using voice commands. If this feature is enabled on iPads that are used for testing, students may be able to access unwanted apps, such as web browsers, during a test.

Voice Control is disabled by default. If it has never been enabled on an iPad, you have nothing to do. If it has been enabled, you must disable it before a student takes a test.

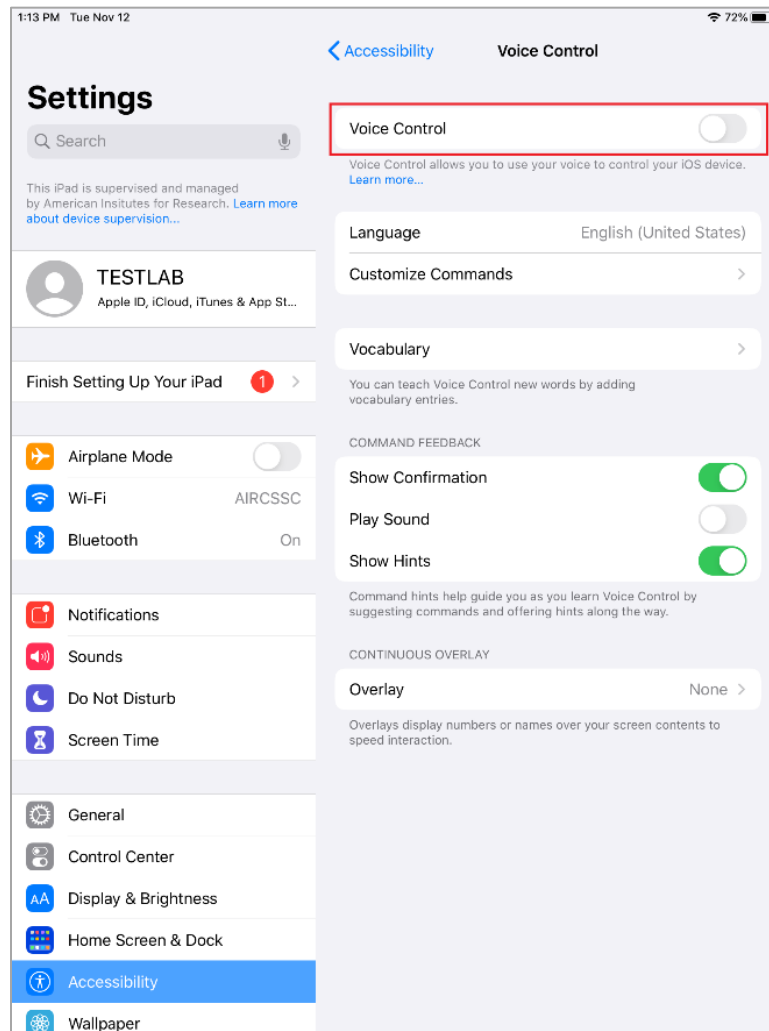
1. Select **Settings**.
2. Select **Accessibility**.
3. Select **Voice Control**.

Figure 1. Accessibility Settings – Voice Control



4. Toggle the **Voice Control** switch to the left to disable Voice Control.

Figure 2. Voice Control Settings



How to Disable VoiceOver

iPads have access to a feature called VoiceOver that is not automatically disabled by Assessment Mode (AM) (formerly known as Automatic Assessment Configuration (AAC)). VoiceOver is a gesture-based screen reader that allows users to receive audible descriptions of what is on the screen of their iPad. VoiceOver also changes touchscreen gestures to have different effects and adds additional gestures that allow users to move around the screen and control their iPads. If VoiceOver is not disabled on iPads that are used for testing, students may be able to access unwanted apps during a test. This feature should not be available to students without an accommodation.

1. Select **Settings**.
2. Select **Accessibility**.
3. Select **VoiceOver**.

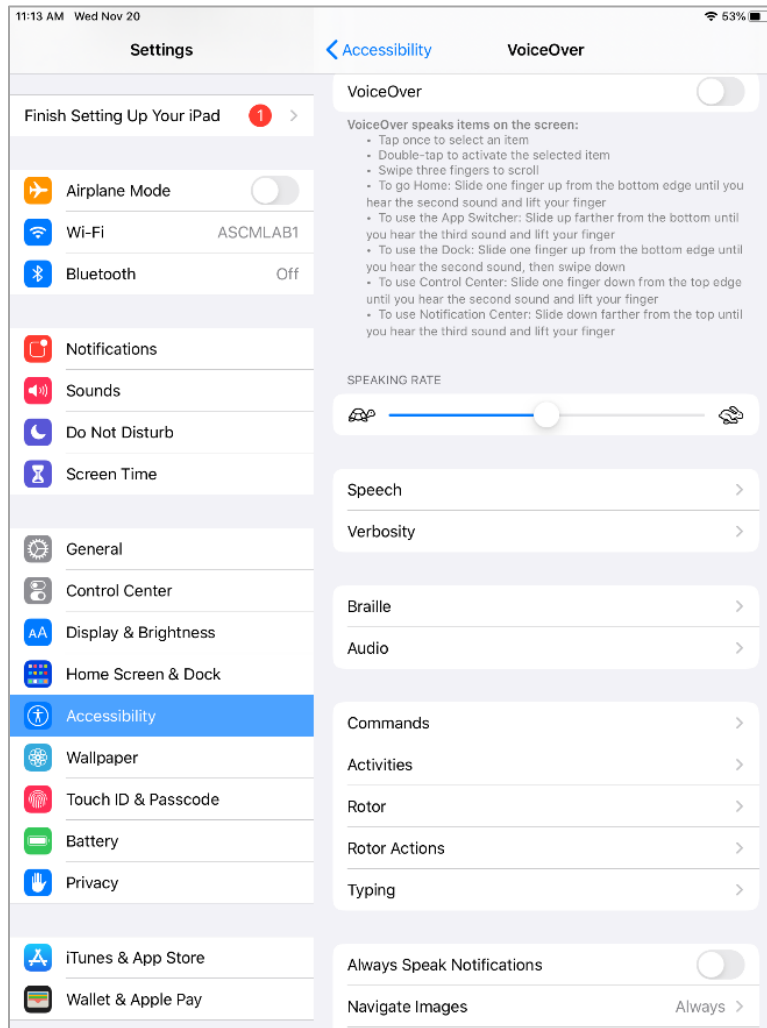
Figure 3. Accessibility Settings - VoiceOver



Configurations for iPads

4. Toggle the **VoiceOver** switch to the left to disable VoiceOver.

Figure 4. VoiceOver Settings



Configurations for iPads

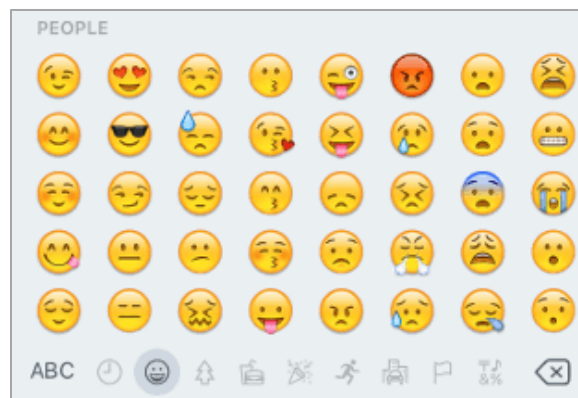
How to Disable the Emoji Keyboard

Emoticons are characters that express an emotion or represent a facial expression, such as a smile or a frown. Some text messaging apps replace sequences of characters with an emoticon, such as replacing :-) with 😊.

iOS/iPadOS has an Emoji keyboard that contains emoticons. This keyboard, if activated, can be confusing for test-takers or scorers. Use the following procedure to remove the emoji keyboard from an iPad.

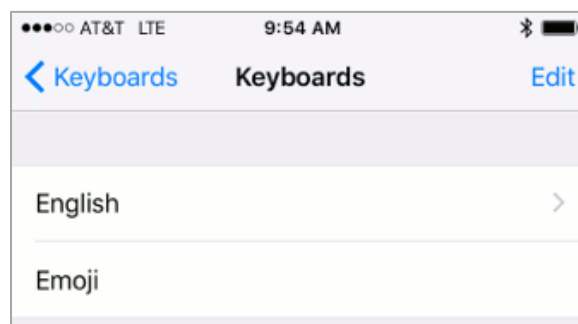
For Spanish tests, the emoji keyboard will need to be enabled because of its connection to accented characters.

Figure 5. Emoji Keyboard



1. Select **Settings**.
2. Navigate to **Keyboard > General**.
3. Select **Keyboards**.
4. Delete **Emoji** from the list by sliding it to the left and selecting **Delete**.

Figure 6. Keyboards



How to Configure Networks for Online Testing

This section contains additional configurations for your network.

Resources to Add to your Allowlist for Online Testing

This section presents information about the URLs that CAI provides. Ensure your network’s firewalls are open for these URLs. If your testing network includes devices that perform traffic shaping, packet prioritization, or Quality of Service, ensure these URLs have high priority.

URLs for Non-Testing Sites to Add to your Allowlist

[Table 1](#) lists URLs for non-testing sites, such as Test Information Distribution Engine and Online Reporting System.

Table 1. CAI URLs for Non-Testing Sites

System	URL
Portal and Secure Browser installation files	https://vt.portal.cambiumast.com/
Single Sign-On System	http://sso1.cambiumast.com/auth/realms/vermont/account
Test Information Distribution Engine	https://vt.tide.cambiumast.com/
Reporting System	https://vt.reporting.cambiumast.com/

URLs for TA and Student Testing Sites to Add to your Allowlist

Testing servers and satellites may be added or modified during the school year to ensure an optimal testing experience. As a result, CAI strongly encourages you to add these URLs to your allowlist at the root level. This requires using a wildcard.

Table 2. CAI and AIR URLs for Testing Sites

System	URL
TA and Student Testing Sites Assessment Viewing Application	*.cambiumast.com *.tds.cambiumast.com *.cloud1.tds.cambiumast.com *.cloud2.tds.cambiumast.com
For 2020-2021, users should add both Cambium and AIR URLs listed in this table to their allowlist.	*.airast.org *.tds.airast.org *.cloud1.tds.airast.org *.cloud2.tds.airast.org

Configurations for iPads

URLs for Online Dictionary and Thesaurus to Add to your Allowlist

Some online assessments contain an embedded dictionary and thesaurus provided by Merriam-Webster. The Merriam-Webster URLs listed in [Table 3](#) should be added to your allowlist to ensure that students can use them during testing.

Table 3. CAI URLs for Online Dictionaries and Thesauruses

Domain Name	IP Address
media.merriam-webster.com	64.124.231.250
www.dictionaryapi.com	64.124.231.250

Ports and Protocols Required for Online Testing

[Table 4](#) lists the ports and protocols used by the Test Delivery System. Ensure that all content filters, firewalls, and proxy servers are open accordingly.

Table 4. Ports and Protocols for Test Delivery System

Port/Protocol	Purpose
80/TCP	HTTP (initial connection only)
443/TCP	HTTPS (secure connection)

How to Configure Filtering Systems

If the school's filtering system has both internal and external filtering, the URLs for the testing sites (see [Table 1](#)) must be added to your allowlist in both filters. Ensure your filtering system is not configured to perform packet inspection on traffic to CAI servers. Please see your vendor's documentation for specific instructions. Also, be sure to add these URLs to your allowlist in any multilayer filtering system (such as local and global layers). Ensure all items that handle traffic to *.tds.cambiumast.com and *.tds.airast.org have the entire certificate chain and are using the latest TLS 1.2 protocol.

How to Configure for Domain Name Resolution

[Table 1](#) and [Table 2](#) list the domain names for CAI's testing and non-testing applications. Ensure the testing machines have access to a server that can resolve those names.